

INSTRUCTIONS

AGE

Adult

PLAYERS


For 2 to 6 players

CONTENTS:

- 1 Spiral Binder containing 75 ThinkBlot™ images
(converts into an Easel and Scoreboard)
- 1 Timer
- 1 Clip for Easel Set-Up
- 1 12-Sided Die
- 1 Pad of ThinkBlot™ Scoring Paper
- 6 Blot Pegs
- 6 Pencils

ThinkBlot

Hello there!



Allow me to introduce myself.
I'm Dr. Seemore Blotz. I created ThinkBlot images by putting ink on sheets of paper and folding them in half. When unfolded, the ink formed many smudges, blobs, lines and globs.

Hidden within these globs are many intriguing images, limited only by the players' imaginations and powers of persuasion.

Images seen can be a person, an object, animal, place or anything! See a real person or a fictional character. See things that are possible and things that are impossible. There is no right or wrong answer.


Anything you can visualize is fair game: use the entire blot as one image or use any portion of it! Make sure to look at the white spaces, as there are many items there, too!

ThinkBlot

So, get ready: be creative, imaginative and have fun! At first, your friends may not see what you see and you may have to do some convincing. But with ThinkBlot, you may just learn a few interesting things about your friends...and yourself.

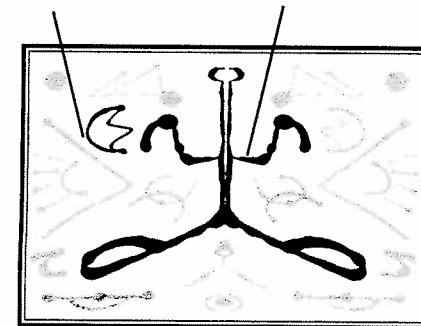
OBJECT:

To see as many different items in the ThinkBlot images as your imagination can suggest. Points are scored by identifying as many items as possible within each ThinkBlot image and persuading the other players to see them, too. The winner is the first player to get to the end of the Scoreboard and back.



*Do you see an
eggshell or a crown?*


*Is it a praying
mantis or scissors?*



ThinkBlot

SET UP:


1. Open the Binder. Flip the front around to the back.
2. Put on Easel Clip (as shown in photo) and set it up like an easel.
3. Put the Timer next to the easel for all players to see.
4. Each player takes a pencil and some ThinkBlot scoring paper for making lists.
5. Each player should pick a colored path on the Scoreboard and place a Blot Peg in the start space.
Note: remember your color path!





LET'S PLAY:





1. Take turns rolling the die before each round. The die will either show a Blot or a Category (see below and following page).
2. Flip to any ThinkBlot page to start the round.
3. Turn the Timer over and begin!
4. Each player looks at the ThinkBlot and writes down as many items as they can.
5. After time runs out (pencils down), players take turns reading one answer at a time aloud in a clockwise fashion.

 When a **Blot** is rolled, players look at the ThinkBlot image and write down *anything* they see.

- When a **Category** is rolled, players look for objects *within that category* and write down as many as they see.



CATEGORIES:

-  **Creatures** – anything non-human that walks, crawls, slinks or swims, by land, by air, even in outer space if your mind takes you there...
-  **Everyday People** – in their flawed and perfect poses or parts. Find them dancin', drivin' or dreamin', as long as they're human, they count for points...
-  **Food Glorious Food** – if you'd eat it on a date, at work, or on the go, and it needn't be healthy or delicious...
-  **Wearables** – if you can wear it, cover yourself or accessorize, spot it within the blot...


Be Persuasive:

As you read from your list, try to persuade other players to see what you see. Points are awarded only if a majority of the other players see what you've identified. If any player can't see an item you see in a ThinkBlot image, ALL players must vote to see if you get any points.



ThinkBlot

What Can You Spot
In a Blot?



Players can vote with a show of their hands.

Thumbs Up—OK Thumbs Down—No Way

Bonus Images

If the roll of the die was a Blot in that round, and after everyone has read their answers, flip over the ThinkBlot page and reveal the Bonus Images on the back of that page.

SCORING:

Blot rolls:

- For each unique answer, players score 2 points.
- If two players have similar answers, they score 1 point each.
- If players have matched the Bonus Image listed on the back of each ThinkBlot page, they score 1 bonus point for each.

Category rolls:


- For each unique answer, players score 2 points.
- If two players have similar answers, they score 1 point each.
- There are no Bonus Images for Category rolls.

Similar Answers

You may encounter two players with similar identifications of a blot. How you score those is up to you, the players. For example, during the scoring of Bonus Images, the word is “duck.” Does “bird” match? Does “seagull”? Players use their thumbs to vote.

ThinkBlot

Believe in the power of persuasion!



1. After each round, players tally up their points and advance individual Blot Pegs on the Scoreboard.
2. Each space is worth 1 point.
3. Move your Blot Peg for every 1 point earned. When you get to the end of the Scoreboard, you must turn around and head back to the beginning. Note: remember which direction your Blot Peg is moving!
4. Play continues clockwise: a new player rolls the die, turns to a new ThinkBlot page and flips the Timer. Continue until one player gets to the end of the Scoreboard and back.

Notes on scoring

Many of the ThinkBlot pages contain mirror images. Players may score points on only one of the mirror images. However, players may score points if they see the mirror images as two different things.

WINNING THE GAME:

The first player to get to the end of the Scoreboard and back wins!

TIES

If anyone *ties*, everyone can play one more round to break the tie. Between the tied players, whoever scores the most points in *that* round wins.